

# Colors

We offer a wide selection of colors to make your building stand out and feel truly unique. Our color choices extend across the entire exterior, including trim packages and even down to the exterior screws, allowing you to create a cohesive and personalized look for your structure.

## SIGNATURE® 200

Siliconized Polyester



POLAR WHITE  
(POLYESTER)



HIGH GLOSS WHITE



WHITE



BRIGHT WHITE



HAWAIIAN BLUE



COBALT BLUE




LIGHT STONE




SADDLE TAN



DESERT SAND



COFFEE BROWN



BURNISHED SLATE



ASH GRAY



DEEP GRAY



CHARCOAL GRAY



EVERGREEN




IVY GREEN



SCARLET RED



RUSTIC RED



WINE RED



TRUE BLACK

## SIGNATURE® 300

Polyvinylidene Fluoride (PVDF) | Low Gloss



SNOW WHITE



BONE WHITE



PACIFIC BLUE



HARBOR BLUE



ALMOND



BROWNSTONE



MEDIUM BRONZE



MIDNIGHT BRONZE



TUNDRA



SLATE GRAY



STORM GRAY



CLASSIC GREEN



BRITE RED



COLONIAL RED



MIDNIGHT BLACK



COPPER METALLIC